

## ***CURRICULUM VITAE***

*Ramesh Raghavendran Sivaraj  
MS, DNB, FRCSEd, FRCOphth  
PG Cert Clin Leadership*

## PERSONAL DETAILS

**Name** : Ramesh Raghavendran **SIVARAJ**  
**Address** : 110 New House Farm Drive  
Birmingham B31 2FX.  
**Telephone** : 07866 311261  
**E-mail** : [Ramesh.sivaraj@nhs.net](mailto:Ramesh.sivaraj@nhs.net)  
**GMC Reg. No** : 5207824  
**RCOphthalmology** : 4982

## SUMMARY OF POSTS

<b>Consultant Ophthalmologist</b> Research Lead Deputy Clinical Service Lead University Hospitals NHS Foundation Trust	Feb 2010 - till date July 2017- till date Aug 2019- Jun 2023
Clinical Director Ophthalmology Clinical lead for Diabetic retinopathy Heart of England NHS Foundation Trust	Jan 2013 – Feb 2017 Feb 2011- Jan 2013
<b>Visiting Senior Lecturer</b> Aston University	Nov 2014 - till date
<b>Trustee</b> FOCUS Charity Eye Care for Zambia Charity	May 2022 – till date May 2032 – till date
<b>Medical Retina ASTO/ Fellow</b>	Aug 2009 – Dec 2009

Birmingham & Midland Eye Centre

**Medical Retina Fellow**  
Moorfields Eye Hospital

Sep 2008 – Jul 2009

**Clinical Lecturer**  
Academic Unit of Ophthalmology  
University of Birmingham

Feb 2007 – Aug 2008

**Registrar West Midlands Rotation**

Mar 2005 - Aug 2008

**Junior Fellow &  
Hon. Clinical Research Fellow**  
Birmingham & Midland Eye Centre  
University of Birmingham

Oct 2003 – Mar 2005

**Senior House Officer**  
Burnley General Hospital  
Ashford & St Peters Hospital, Ashford.  
Queen Elizabeth Hospital, King's Lynn.

Jan 2001 – Sep 2003

**Fellow in Vitreo-Retinal Surgery &  
Cataract microsurgery**  
Sankara Nethralaya, Chennai, India.

Sep 1998 - June 2000

**Research Fellow**  
Department of Uvea and Ocular  
Pathology Sankara Nethralaya, Chennai, India.

March 1998 - Aug 1998

**MS Ophthalmology**  
Govt Rajaji Hosp. Madurai, India

August 1994 – Feb 1998

**MBBS**  
Govt. General Hospital, Chennai, India.

Sept 1988 – March 1994

## PUBLICATIONS

1. Implementation of ophthalmic diagnostic hub after COVID-19 pandemic: efficiency, DNA and attendances. *Eye* (2023) Gulmeena Hussain, Yu Jeat Chong, Nazanin Nosrati, Marc Bennett, Jessica Rossiter & Ramesh Sivaraj. <https://doi.org/10.1038/s41433-023-02512-0>
2. Screening for Sickle cell retinopathy. Pammal T Ashwin, Ramesh Sivaraj. *2023 Feb*;37(2):375. doi: 10.1038/s41433-022-02199-9. Epub 2022 Aug 26.
3. Editor Diabetic Retinopathy: Screening to treatment (Oxford Diabetes Library)<https://oxfordmedicine.com/view/10.1093/med/9780198834458.001.0001/med-9780198834458>
4. Planning Ophthalmology Workflow in Response to the Covid-19 Pandemic: A Systems Engin2023 Feb;37(2):375. doi: 10.1038/s41433-022-02199-9. Epub 2022 Aug 26. eering Approach. Chong YJ, Henry M, Logeswaran A, Sivaraj R. *Journal of Improvement Science* 2020; 69: 1-10.
5. Ophthalmology Practice in the UK.
  - a. Sivaraj R. *Asia Pac J Ophthalmol* (Phila). 2020 Sep-Oct;9(5):477. doi: 10.1097/APO.0000000000000318.
6. [Retinal and vitreous metastases from hepatocholangiocarcinoma.](#)
  - a. Praidou A, Jacob S, Irion L, Sivaraj R, Groenewald C, Coupland SE, Heimann H. *BMC Cancer*. 2017 Jun 19;17(1):430. doi: 10.1186/s12885-017-3429-8. PMID:28629380.
7. [The efficacy and safety of intravitreal dexamethasone implants for macular oedema secondary to retinal vein occlusion: 3-year experience.](#)
  - a. Higham A, Jacob S, Cox M, Baker C, Al-Husainy S, Sivaraj R, Gibson JM.
  - b. *Acta Ophthalmol*. 2016 Nov;94(7):e674-e675. doi: 10.1111/aos.13021. Epub 2016 Mar 24. No abstract available. PMID:27010078
8. Gupta A, Prabhu RV, Patel AK, Sivaraj R, Posterior segment findings in a patient with immunoactoid glomerulonephritis. *GMS Ophthalmology Cases* 2015, Vol. 5, ISSN 2193-1496

9. Tomlins PJ, Sivaraj RR, Rauz S, Denniston AK, Murray PI. Long-term biocompatibility and visual outcomes of a hydrophilic acrylic intraocular lens in patients with uveitis. *J Cataract Refract Surg.* 2014 Apr;40(4):618-25. doi: 10.1016/j.jcrs.2013.09.013. Epub 2014 Feb 26.
10. Oswal KS, Sivaraj RR, Murray PI, Stavrou P. Clinical course and visual outcome in patients with diabetes mellitus and uveitis. *BMC Res Notes.* 2013 Apr 29;6(1):167.
11. Gupta A, Sivaraj R. Blood on the macula: diabetes or age? *Optometry today,* April 2013. [www.optmetry.co.uk/cet](http://www.optmetry.co.uk/cet).
12. Oswal K, Sivaraj RR, Stavrou P, Murray PI. Clinical Features Of Patients With Diabetes Mellitus Presenting With Their First Episode Of Uveitis. *Ocul Immunol Inflamm.* 2009 Nov-Dec;17(6):390-3.
13. Tachyphylaxis and bevacizumab. Avgikos KN, Horgan SE, Sivaraj RR, Hu K. *Ophthalmology.* 2009 Sep;116(9):1831-2.
14. Hu K, Horgan SE, Sivaraj RR, Avgikos K, Letter to editor. Intravitreal bevacizumab for macular oedema secondary to branch retinal vein occlusion. Gündüz K, Bakri SJ *Eye.* 2008 Sep;22(9):1168-71. accepted for publication in *Eye*.
15. Abbot J, Sivaraj RR, Ng A, Cole TR, MacPherson LK, Ragge NK. Neurofibromatosis type 2 in twins. *J Pediatr Ophthalmol Strabismus.* 2008 May-Jun;45(3):190-1.
16. Sivaraj RR, Durrani O, Denniston AD, Gordon PC, Murray PI: Ocular manifestations of Systemic lupus erythematosus. *Rheumatology (Oxford).* 2007 Dec;46(12):1757-62.
17. Ashwin PT, Sivaraj RR. Wehbeh L. Papilloedema or pseudopapilloedema: CT scan to the rescue. *Postgrad Med J.* 2006 Sep;82(971):580
18. Sivaraj RR, Evans R, Rauz S, Murray PI. Hand hygiene among Ophthalmologists. *J Hosp Infect.* 2006 Jul;63(3):352-4.
19. Murray PI, Sivaraj RR. Anti-TNF- $\alpha$  therapy for uveitis: Behçet and beyond. *Eye* 2005 Aug;19(8):831-3
20. Biswas J, Ganeshbabu TM, Raghavendran RS\*, Raizada S, Mondkar SV, Madhavan HN. Efficacy and safety of 1% Rimexolone versus prednisolone acetate in the treatment of anterior uveitis - A randomized masked study. *Int Ophthalmol.* 2004 May;25(3):147-53.

21. Biswas J, Raghavendran RS\*, Pinakin G, Arjundas D. Presumed Eales' disease with neurological involvement: report of 3 cases. *Retina*, 21(2):141-5 March, 2001.
22. Biswas J, Krishna kumar S, Raghavendran RS\*, Mahesh L. Lid swelling and diplopia as presenting features of orbital sarcoid. *Ind J Ophthalmol*. 2000 Sep;48(3): 231-3.
23. Biswas J, Krishnakumar S, Shanmugam MP, Raghavendran RS\*: Clear cell thyroid carcinoma metastatic to choroid – clinicopathological study of a case. *Eye*. 2000 Jun; 14(Pt 3A): 394-5.
24. Biswas J, Raghavendran RS\*, Ratra V, Krishnakumar S, Gopal L, Shanmugam MP: Diffuse malignant melanoma of the choroid simulating metastatic tumor in the choroid. *Ind J Ophthalmol* 2000 Jun; 48(2):137-40.
25. Biswas J, Raghavendran RS\*, Vijaya R: Intermediate uveitis of parsplanitis type in identical twins – report of a case. *Int Ophthalmol*. 1998;22(5):275-7.

## POSTER PRESENTATIONS

1. Intraocular pressure measurements in patient receiving anti-VEGF intravitreal injections.

*D Basse-Duke, R Sivaraj. EURETINA 2021.*

2. Telemedicine with diagnostic hubs: A solution to capacity crisis in Ophthalmology. *M Lane, A Kidess, H Palmer, N Capewell, S Umeed, S Joseph, S Al-husainy, D Trivedi, S Dulku, A Denniston, R Sivaraj, A Manna. RCO 2021*

3. A clinical evaluation of efficacy of stereotactic radiotherapy in reducing the frequency of anti-VEGF injections in wet AMD. **Ramesh R Sivaraj, Sobha Joseph, Saanan Umeed. University Hospitals Birmingham NHS Foundation Trust. Euretina 2018.**

4. Development of choroidal neovascularisation following uncomplicated cataract surgery with intraocular lens implant. *Blain FC, Sivaraj R. Heart of England NHS Foundation Trust. Euretina 2013, Hamburg.*
  
5. Posters presented in Euretina 2012, Milan.
  - a. Screening for diabetes and pre-diabetes is needed to prevent diabetic retinopathy. *Kinshuck D, Sivaraj R. Heart of England NHS Foundation Trust.*
  - b. A costing model comparing anti-VEGF treatment. *Rangarajan P, Kinshuck D, Sivaraj R. Heart of England NHS Foundation Trust.*
  - c. Audit of Technician led Virtual Macula clinic at tertiary eye centre in the United Kingdom. *Pitchford L, Sivaraj R. Heart of England NHS Foundation Trust.*
  
6. **R.R Sivaraj**<sup>1A</sup>, R Nair<sup>1A</sup>, S Turner<sup>1A</sup>, H Jenkinson<sup>1B</sup>, JR Ainsworth<sup>1A</sup>, HE Willshaw<sup>1A</sup>. New mechanism of retinal detachment in Retinoblastoma.  
<sup>1A</sup> & <sup>B</sup> Departments of Ophthalmology and Oncology, Birmingham Children's Hospital. *ARVO 2006 Annual meeting, Fort Lauderdale, Florida.*
  
7. M.Nessim<sup>1A</sup>, **R.R. Sivaraj**<sup>1A</sup>, S.P. Young<sup>1B</sup>, F.Fortune<sup>2</sup>, M.R. Stanford<sup>3</sup>, P.I. Murray<sup>1A</sup>, G.R. Wallace<sup>1A</sup>. Metabonomic Analysis of Serum From Patients With Behcet's Disease: A New Research Tool?  
<sup>A</sup>Academic Unit of Ophthalmology,  
<sup>B</sup>Department of Rheumatology, <sup>1</sup>University of Birmingham, Birmingham, United Kingdom; <sup>2</sup>Department of Oral Medicine, Queen Mary University, London, United Kingdom; <sup>3</sup>Department of Ophthalmology, St Thomas' Hospital, London, United Kingdom. *ARVO 2005 Annual meeting, Fort Lauderdale, Florida.*
  
8. D.Dwarika<sup>1</sup>, **R. R.Sivaraj**<sup>2</sup>, V.Kumar<sup>1</sup>, P.I. Murray<sup>2</sup>.  
Biocompatibility and Visual Outcome of Injectable, Single Piece Hydrophilic Acrylic Intraocular Lenses in Patients with Uveitis: An Analysis of 100 Consecutive Eyes. <sup>1</sup>Ophthalmology, Birmingham and Midland Eye Centre, Birmingham, United Kingdom; <sup>2</sup>Division of Immunity and Infection, Academic Unit Of Ophthalmology, The University of Birmingham, United Kingdom. *ARVO 2005 Annual meeting, Fort Lauderdale, Florida.*

9. A.H. Moosavi<sup>1</sup>, **R.R. Sivaraj**<sup>1</sup>, D.Dwarika<sup>1</sup>, A.Khan<sup>2</sup>, R.Evans<sup>2</sup>, P.I. Murray<sup>1</sup>, S.Rauz<sup>1</sup>. Potential risks of cross infection from slit lamps. <sup>1</sup>Academic Unit of Ophthalmology, Division of Immunity & Infection, The University of Birmingham, United Kingdom; <sup>2</sup>Infection Control Research, Sandwell and West Birmingham Hospitals NHS Trust, City Hospital, Birmingham, United Kingdom.
10. Young S, **Sivaraj R**, Nessim M, Levine B, Murray PI, Wallace G. Metabonomic analysis of serum from patients with Behçet's disease XI International Conference on Behçet's Disease. Antaalya, Turkey Oct 27- 31 2004.
11. **Sivaraj R**, Allie M, Good PA, Stavrou P. Electrophysiological testing, Heidelberg's retinal tomography (HRT2), Echographic assessment of patients with uveitis associated with sarcoidosis. *RCO Annual congress, Manchester, May, 2004.*
12. Stavrou P, **Sivaraj R**, Allie M, Good PA. Electrophysiological testing, Heidelberg's retinal tomography (HRT2), Echographic assessment of patients with uveitis associated with sarcoidosis. *ARVO 2004 Annual meeting, Ft Lauderdale, Florida, April 25-29, 2004.*
13. **Sivaraj R**, Evans R, Traynor E, Bradley C, Rauz S, Murray PI. Cross infection risks from hand held lenses and slit lamps: an evaluation of current cleaning practices. *ARVO 2004 Annual meeting, Ft Lauderdale, Florida, April 25-29, 2004.*
14. Biswas J, Joseph AE, Raizada S, **Raghavendran RS\***, Kumarasamy N, Solomon S. Ocular lesions in first 100 HIV positive cases in a referral eye centre. *The proceedings of Dicennial Commemoration Conference of the Indo-UK Link Projects on HIV/AIDS on Chennai, 18-19, January 1999.*
15. Biswas J, Joseph AE, Raizada S, **Raghavendran RS\***, Kumarasamy N, Solomon S. Ocular lesions in the first 100 HIV positive cases in a referral eye centre. *57<sup>th</sup> All India Ophthalmological Society Meeting, Cochin, 7<sup>th</sup>-10<sup>th</sup> Jan 1999.*
16. **Raghavendran RS\***, Parthiban P, Venkataraghavan VS, Sundarajan R. Wyburn Mason Syndrome. *Tamilnadu Ophthalmic Association. Salem, India. Aug 1996.*



## PRESENTATIONS TO LEARNED SOCIETIES

1. Adetutu A, David K, Prabhu R, Sivaraj R. Anti-VEGF treatment patterns of Wet Age-related Macular Degeneration (AMD) patients based on presenting visual acuities. *Euretina Hamburg 2013*.
2. **R.R Sivaraj**<sup>1A</sup>, R Nair<sup>1A</sup>, S Turner<sup>1A</sup>, H Jenkinson<sup>1B</sup>, JR Ainsworth<sup>1A</sup>, HE Willshaw<sup>1A</sup>. Patterns of retinal detachment in Retinoblastoma.  
<sup>1A</sup> & <sup>B</sup> Departments of Ophthalmology and Oncology, Birmingham Children's Hospital. 2006 *Oxford Ophthalmology Congress, Oxford*.
3. **Sivaraj RR**, Dwarika D, Kumar V, Murray PI.  
Visual outcome and biocompatibility of Rayner injectable intra ocular lenses in patients with uveitis. *VIth International Symposium on Uveitis, Venice, 20<sup>th</sup> -22<sup>nd</sup> September 2004*.
4. Biswas J, **Raghavendran RS\***, Pinakin G, Arjundas D.  
Eales' disease with neurological involvement - Report of 3 cases.  
*Vth International Uveitis Study Group meeting, Argentina, 26<sup>th</sup> -29<sup>th</sup> March 2000* (presented by co-author)
5. **Raghavendran RS\***, Biswas J, Raju P, George AE, Ganesh SK.  
Clinical pattern of Behçet's disease with uveitis in a referral uveitis clinical in India. *58<sup>th</sup> Annual Conference of All India Ophthalmological Society Meeting, Chennai, 6<sup>th</sup> – 8<sup>th</sup> January 2000*.
6. Biswas J, Raizada S, **Raghavendran RS\***  
Intravenous pulse methylprednisolone as initial therapy in severe ocular inflammatory disease. *57<sup>th</sup> All India Ophthalmological Society Meeting, Cochin, 7<sup>th</sup> - 10<sup>th</sup> January 1999*.
7. **Raghavendran RS\***, Parthiban P, Sundarajan R.  
Superficial temporal artery ligation in retinitis pigmentosa patients.  
*Tamilnadu Ophthalmic Association. Salem, August 1996*.

\*Published under the name Sivaraj Ramesh **Raghavendran**

## Research






### *Principal Investigator*

Sequoia  
STAR trial  
IRISS trial  
CONSTANCE

### *Co-investigator*

HERMES  
FEMTIS  
RELIGHT trial  
LUMINOUS trial  
CRYSTAL & BRIGHTER trials  
IVAN trial

## Learned societies

-  Royal College of Ophthalmology
-  Royal College of Surgeons of Edinburgh
-  American Academy of Ophthalmology
-  Euretina
-  Association for Research in Vision and Ophthalmology
-  Midland Ophthalmological Society
-  Uveitis Society of India
-  British Medical Association
-  All India Ophthalmological Society